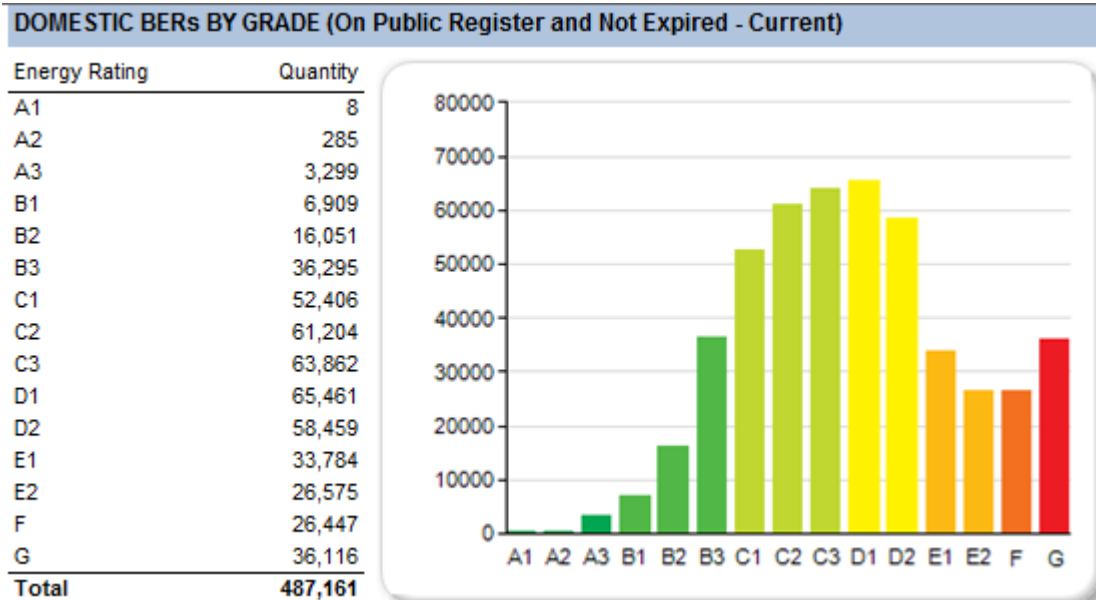


The Role of Labelling and Certification Schemes in Renovation Policy Packages- Key Lessons from Ireland

Chris Hughes
18th September 2014

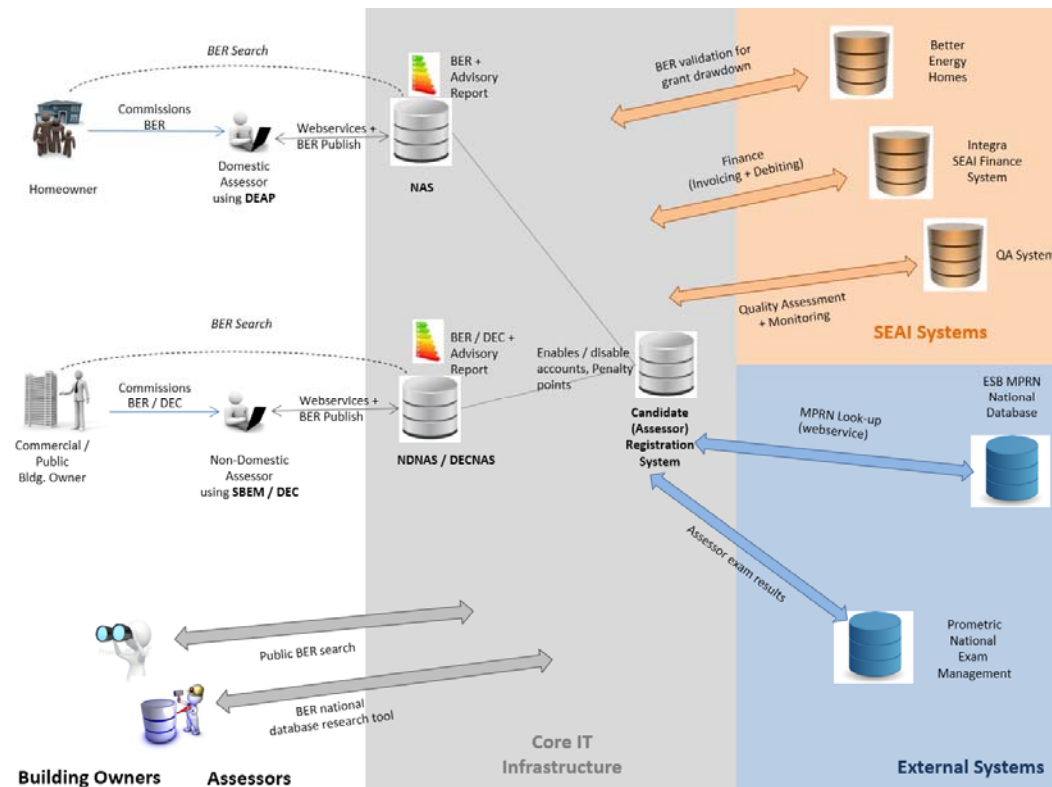
BER Status September 2014

- Energy Performance Certificate (EPC) = Building Energy Rating (BER)
- Residential (apartments, flats and single family homes)
 - 487,161 BERs
 - 679 Experts
 - 8,438 BERs published in August 2014
- Approximately 30% of residential buildings in Ireland have BERs



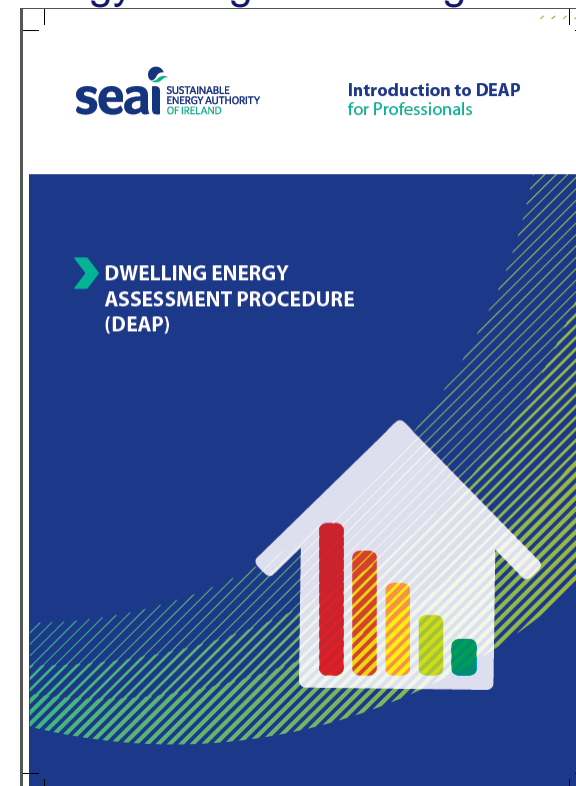
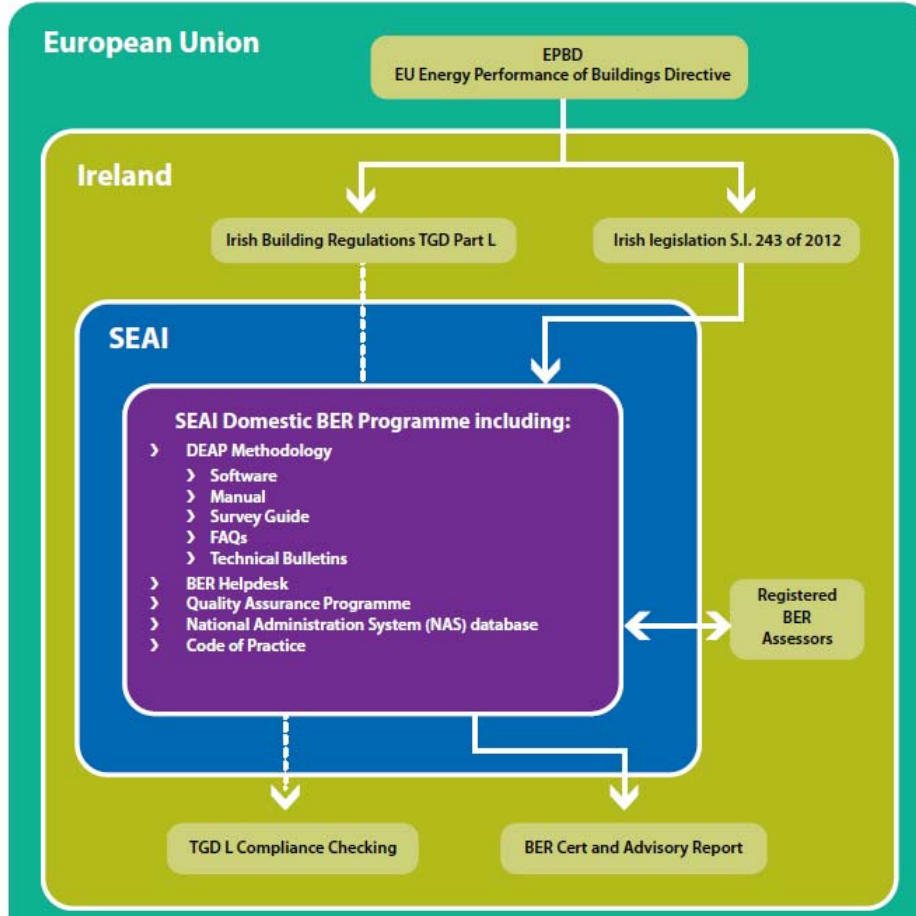
Central BER Register

- Bespoke SQL based online register of published BERs generated using Dwelling Energy Assessment Procedure (DEAP) for homes
- Self service delivery model where experts manage BER publication
- National electricity meter database web service for address confirmation
- Tracks BER publication for invoicing and debiting via SEAI's Integra finance system



Dwelling Energy Assessment Procedure (DEAP)

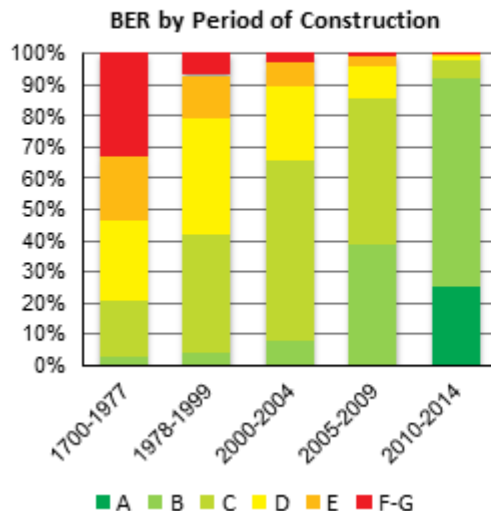
- The DEAP methodology is primarily based on the following:
 - IS EN 13790: Energy performance of buildings: calculation of energy use for space heating and cooling
 - Other relevant European and International standards as detailed in the DEAP manual
 - Standard Assessment Procedure (SAP) for energy rating of dwellings in the UK



National BER Research Tool

- Researchers have access to statistical data
- Results are viewed onscreen or downloaded for use in Microsoft Excel
- Data is automatically updated nightly
- http://www.seai.ie/Your_Building/BER/National_BER_Research_Tool/
- The Central Statistics Office combines BER statistics with other data <http://www.cso.ie/en/releasesandpublications/er/dber/domesticbuildingenergyratingsquarter22014/#.VBleNpQ72Po>

Domestic dwellings are getting larger and more energy efficient



Almost half a million dwellings (488,199) had a Building Energy Rating audit conducted between January 2009 and June 2014 (see Table 1). The energy audits show that considerable changes have occurred in the characteristics of recently built housing stock and that the type and age of dwelling are the key determinants of energy efficiency.

Revenue Neutral Model

- Self-financing model
- Revenues received from:
 - BER expert registration and annual renewal fees
 - Registration levy for each BER published
 - 2013 income €3,063,900
- Revenues used for:
 - Systems design & development - technical methodologies and software, codes of practice, rules and procedures (complaints, disciplinary etc.), finance and business process software, website, etc.
 - Ongoing support and maintenance - staffing, licenses, helpdesk, legal advice, etc.
 - Quality assurance - auditing systems and personnel, examinations
 - Marketing & promotion – advertising, industry engagement, media

BER Age Band Report

[Home](#) > [EPBD](#) > [ReportingByAgeBandReport](#)

For AgeBand: **E (1967-1977)**

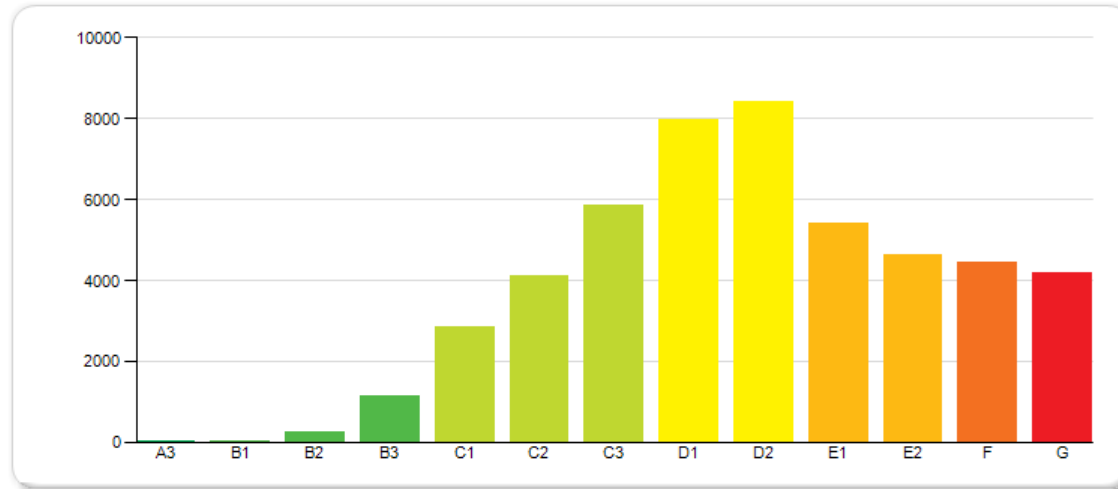
A (before 1900)
 B (1900-1929)
 C (1930-1949)
 D (1950-1966)
E (1967-1977)
 F (1978-1982)
 G (1983-1993)
 H (1994-1999)
 I (2000-2004)
 J (2005 onwards)

Energy Performance of Buildings Directive (EPBD)

DOMESTIC ENERGY RATINGS OF AGE BAND

E (On Public Register and Not Expired - Current)

Energy Rating	Quantity
A3	22
B1	52
B2	269
B3	1,156
C1	2,858
C2	4,116
C3	5,867
D1	7,984
D2	8,438
E1	5,402
E2	4,638
F	4,452
G	4,182
Total	49,436



Better Energy Homes Scheme

- Support homeowners in making intelligent choices to improve the energy performance of their home
- Reduce energy use, costs and greenhouse gas emissions
- Build market capacity and competence by driving contractor standards and quality
- Stimulating market innovation
- Incentive is a fixed cash grants irrespective of home size
- BER is mandatory for Better Energy Homes
- Better Energy Warmer Homes is available for fuel poor homes
- http://www.seai.ie/Grants/Better_energy_homes/About_the_Scheme

Better Energy Homes Scheme Statistics

Measures Paid (since start of scheme up to 27.07.2014)

Measure Type	Grants Paid (Numbers)	Grants Paid (,000€)	% of Total (by value)
Roof insulation	110,695	25,783	15%
Cavity	98,012	35,393	21%
Dry-Lining Insulation	9,502	21,129	13%
External Insulation	11,478	42,057	25%
Heating Controls Upgrade only	7,183	3,366	2%
High Efficiency Gas boiler with Heating Controls Upgrade	23,016	14,805	9%
High Efficiency Oil boiler with Heating Controls Upgrade	14,647	9,725	6%
Solar Heating	5,718	4,576	3%
Integral BER	110,292	8,446	5%
Before/After BER	8,367	1,669	1%
	398,910	€ 166,948	100%

Further Information



A Guide to
Building Energy Rating
for Homeowners



Bringing Energy Home

Understanding how people think about
energy in their homes



Better Energy Homes Scheme

Impact Report – Billing Analysis



Prepared by SEAI Energy Modelling Group

“Householders who carry out energy-efficiency home improvements
can save up to 21 per cent of their annual energy costs.”



Thank You



Follow @SEAI_ie



Ireland's EU Structural Funds
Programmes 2007 - 2013

Co-funded by the Irish Government
and the European Union

*The Sustainable Energy Authority of Ireland is partly
financed by Ireland's EU Structural Funds Programme co-
funded by the Irish Government and the European Union.*